

Value Untangled

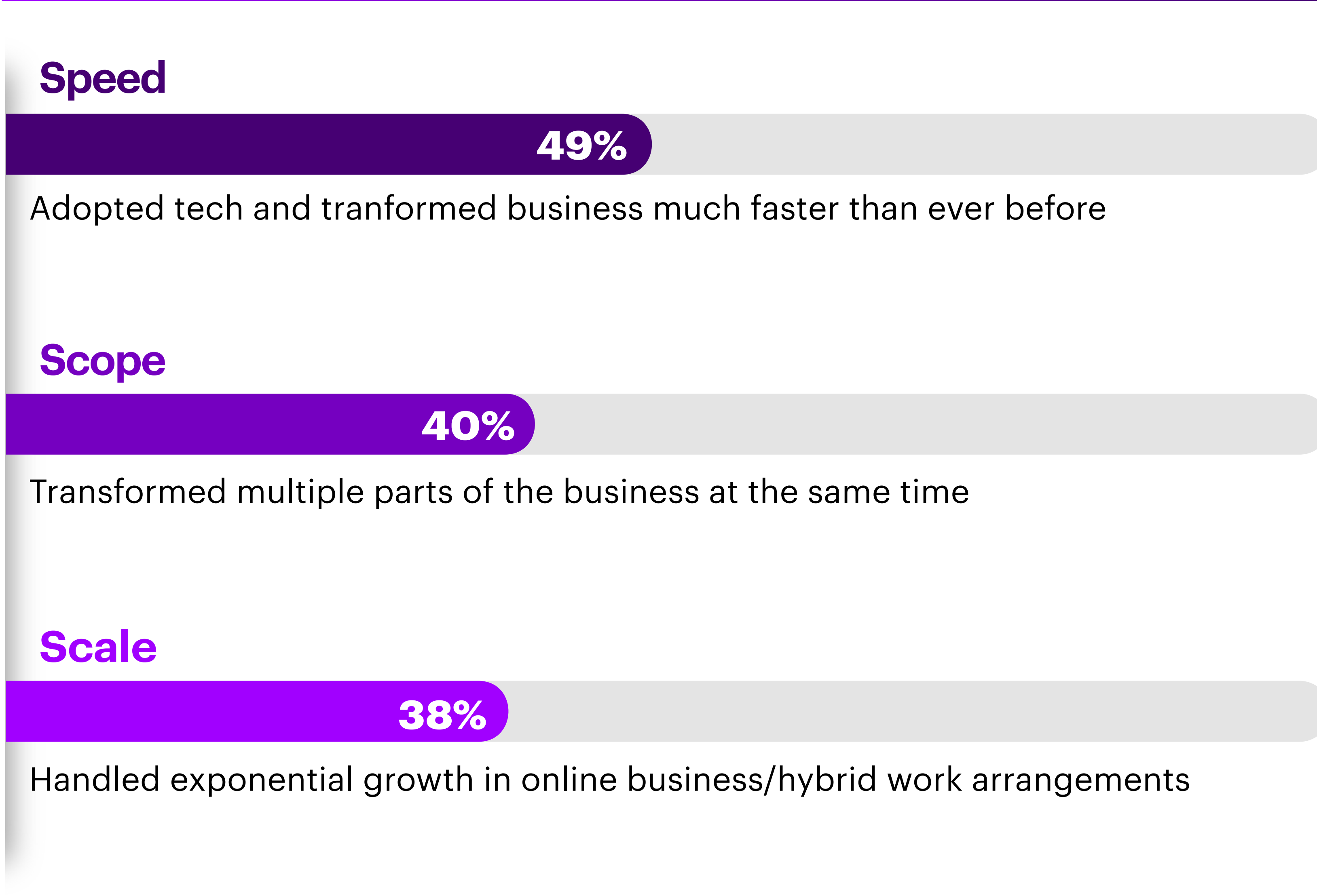
Accelerating radical growth through interoperability

In the last two years, compressed transformation has been essential to survive and thrive

One in two companies have adopted technology and transformed their business faster than ever before.

In many cases, they have transformed multiple parts of the business at the same time.

During the COVID-19 crisis, i.e., the last 2 years, my organization has (agree + strongly agree)



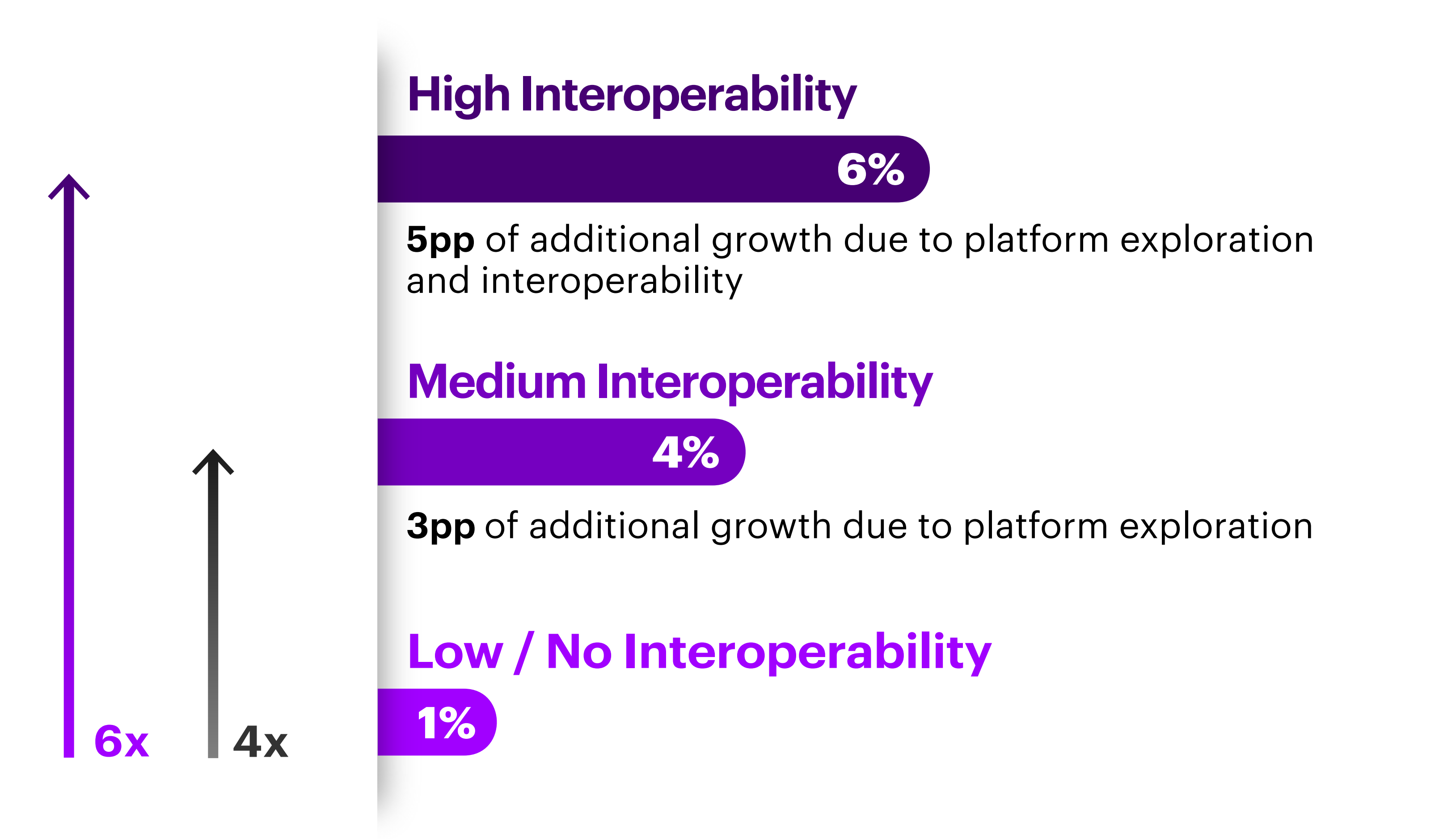
N = 4053

Note: The percentages represent aggregate of respondents selecting "Agree" and "Strongly Agree"

... but only those connecting across them can untangle the most value

Companies that not only explore multiple technology platforms but also connect their business across them experience **6x** more revenue growth than the Disconnected companies that are stuck in their technology status quo.

Average revenue growth last FY (in %)

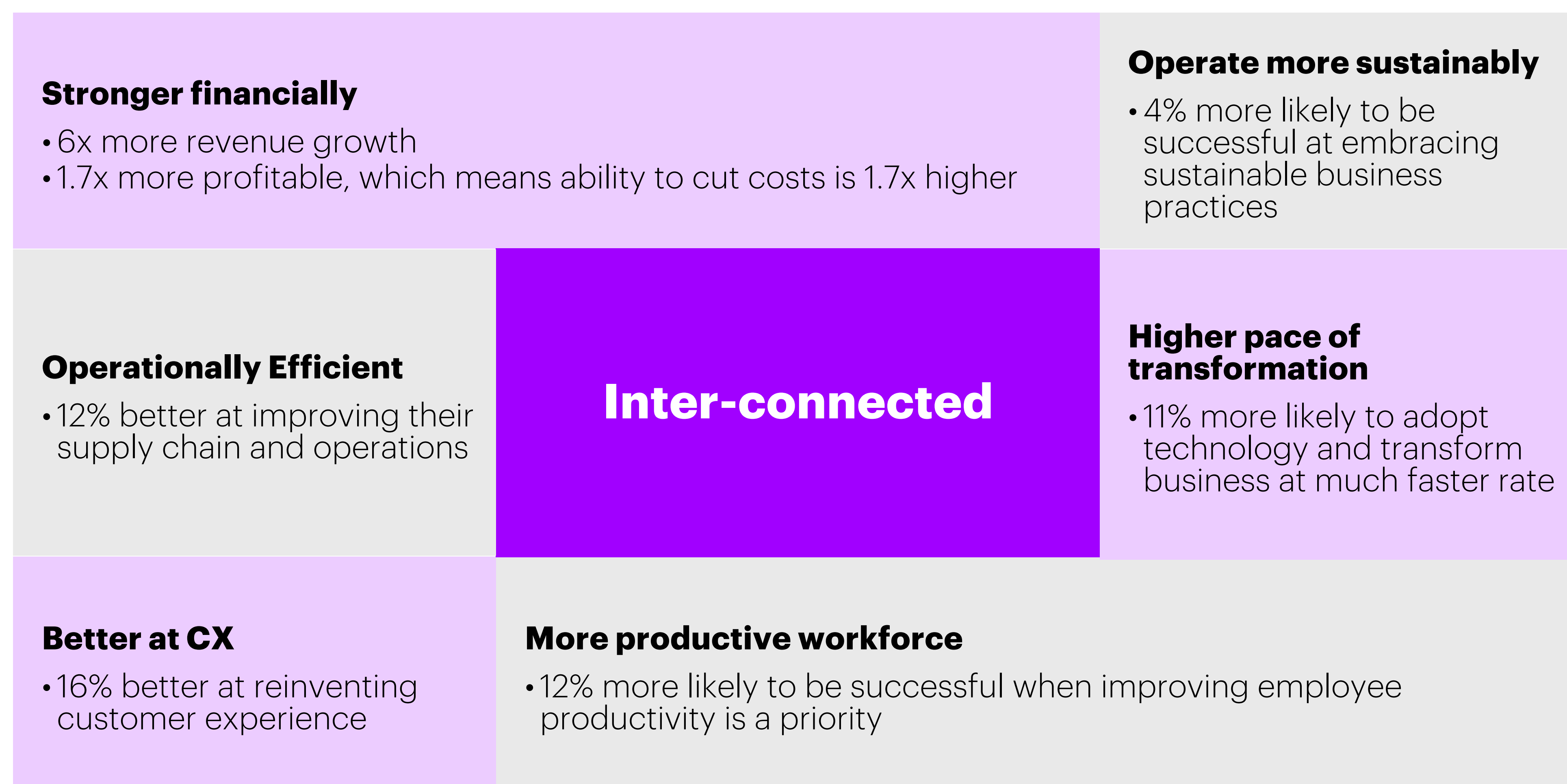


Source: Accenture Research based on Survey data.

Note: Additional growth rates due to increased platform exploration and seamless interoperability are estimates based on an econometric model such as Revenue Growth = A x medium interoperability + B x high interoperability + C controls + error, in which the baseline is the low/no interoperability group. Estimates include a variety of firm-specific controls including industry, country, size, technology spending and an interaction term between industry and country. A variety of robustness checks have been performed (i.e., scaling revenue growth by industry averages, by previous growth rates and the results holds. Survey sample= 4,053 firms in 19 industries and 23 countries. Revenue growth percentages have been rounded off to the nearest whole number.

Last FY implies the latest annual company financials reported before February 2022.

and outpace their peers in multiple areas



Notes

Percentages refer to percentage points to highlight the difference between achievement of results by Inter-connected and Disconnected.

"Better" indicates the difference in percentage of Inter-connected and Disconnected companies achieving a specific metric.

How to become inter-connected

Composable Tech

Build repeatable solutions that can be configured and reconfigured at speed to address changing business needs

